

Veteran Offender Population Report

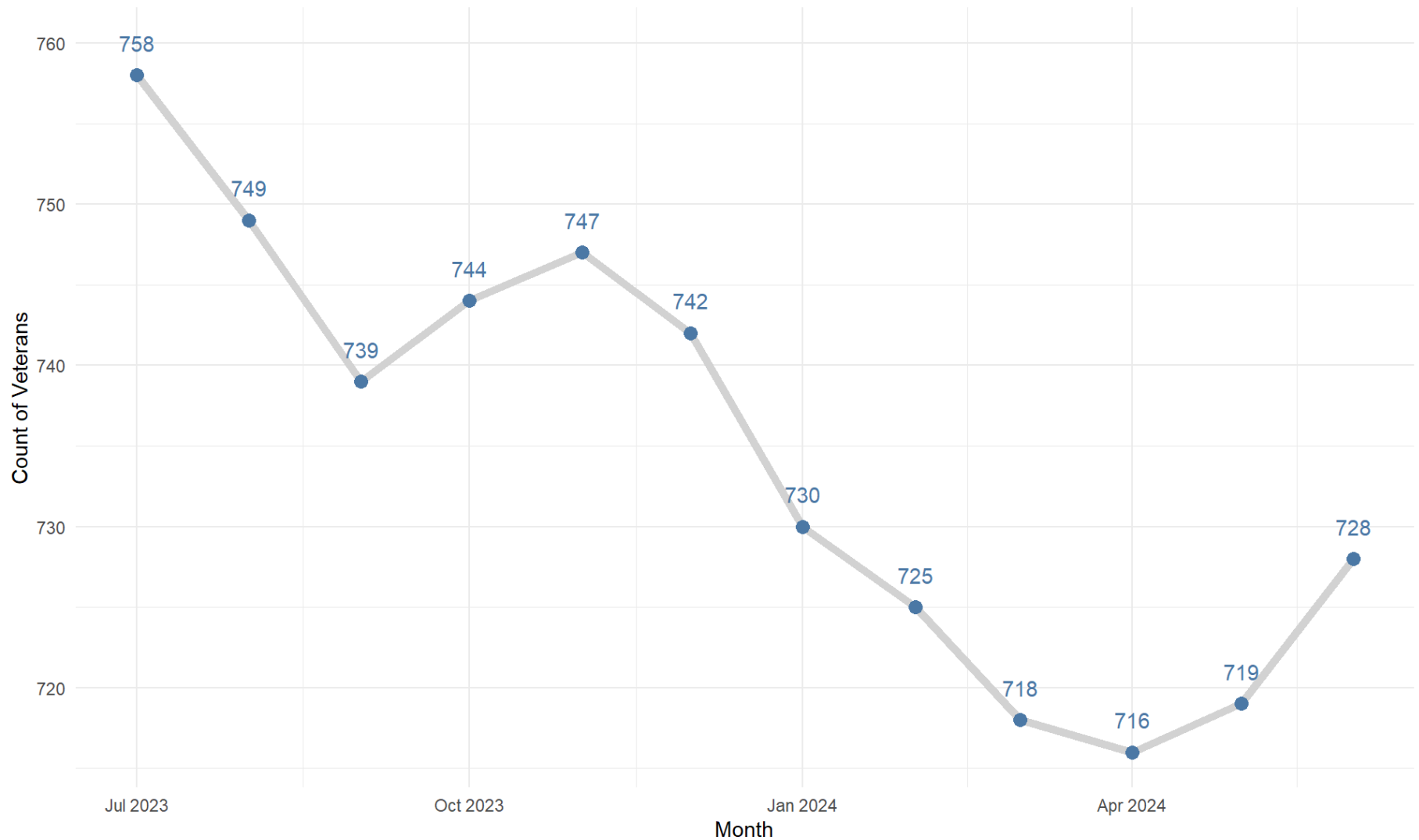
Nevada Department of Corrections

June 30, 2024



Monthly Populations

Monthly Veteran Population

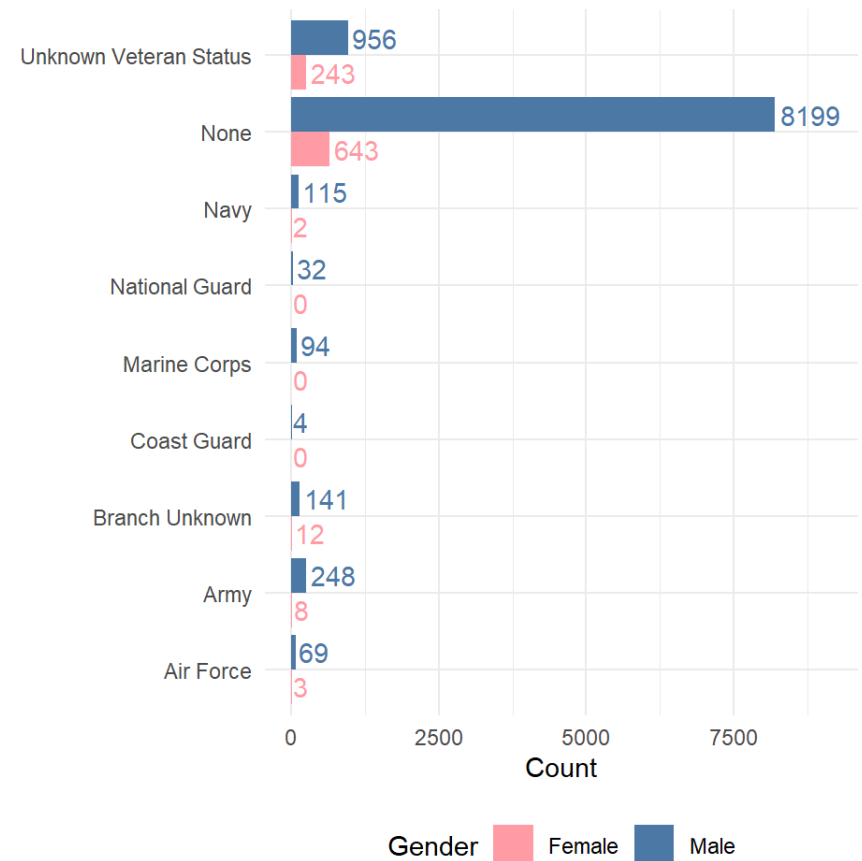


End of Fiscal Year Population

Offender Population by Branch of Service and Veteran Status

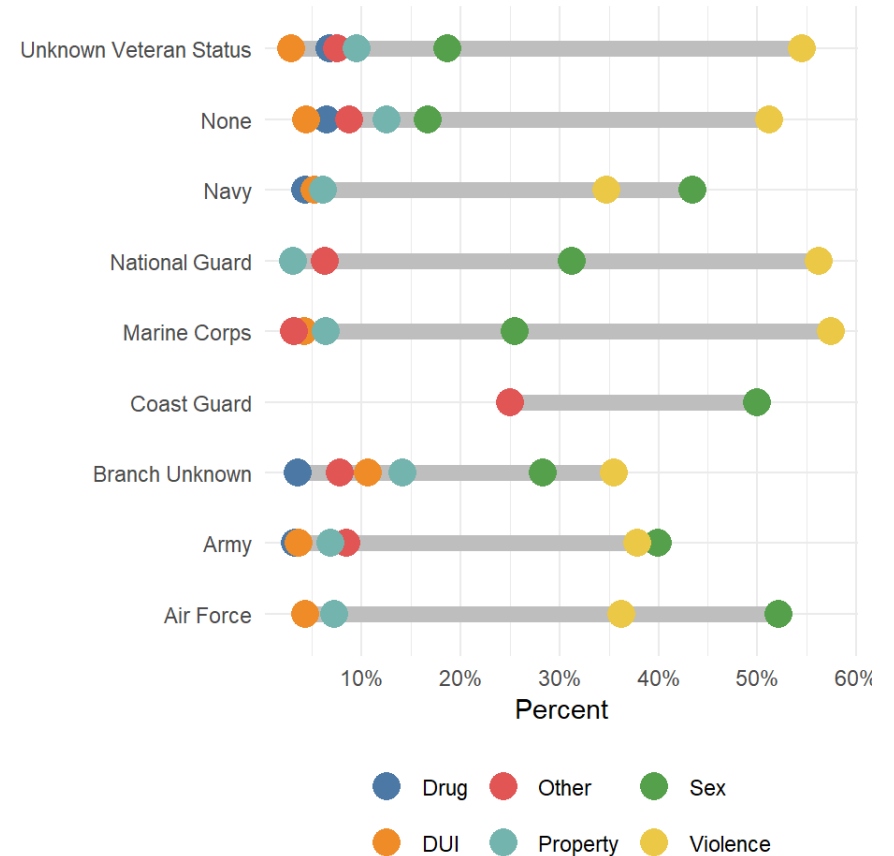
Military Branch	Female	Male	Total
Air Force	3 (4.2%)	69 (95.8%)	72 (100.0%)
Army	8 (3.1%)	248 (96.9%)	256 (100.0%)
Branch Unknown	12 (7.8%)	141 (92.2%)	153 (100.0%)
Coast Guard	0 (0.0%)	4 (100.0%)	4 (100.0%)
Marine Corps	0 (0.0%)	94 (100.0%)	94 (100.0%)
National Guard	0 (0.0%)	32 (100.0%)	32 (100.0%)
Navy	2 (1.7%)	115 (98.3%)	117 (100.0%)
None	643 (7.3%)	8,199 (92.7%)	8,842 (100.0%)
Unknown Veteran Status	243 (20.3%)	956 (79.7%)	1,199 (100.0%)
Total	911 (8.5%)	9,858 (91.5%)	10,769 (100.0%)

Veteran Status	Female	Male	Total
Non-Veteran	643 (7.3%)	8,199 (92.7%)	8,842 (100.0%)
Unknown	243 (20.3%)	956 (79.7%)	1,199 (100.0%)
Veteran	25 (3.4%)	703 (96.6%)	728 (100.0%)
Total	911 (8.5%)	9,858 (91.5%)	10,769 (100.0%)



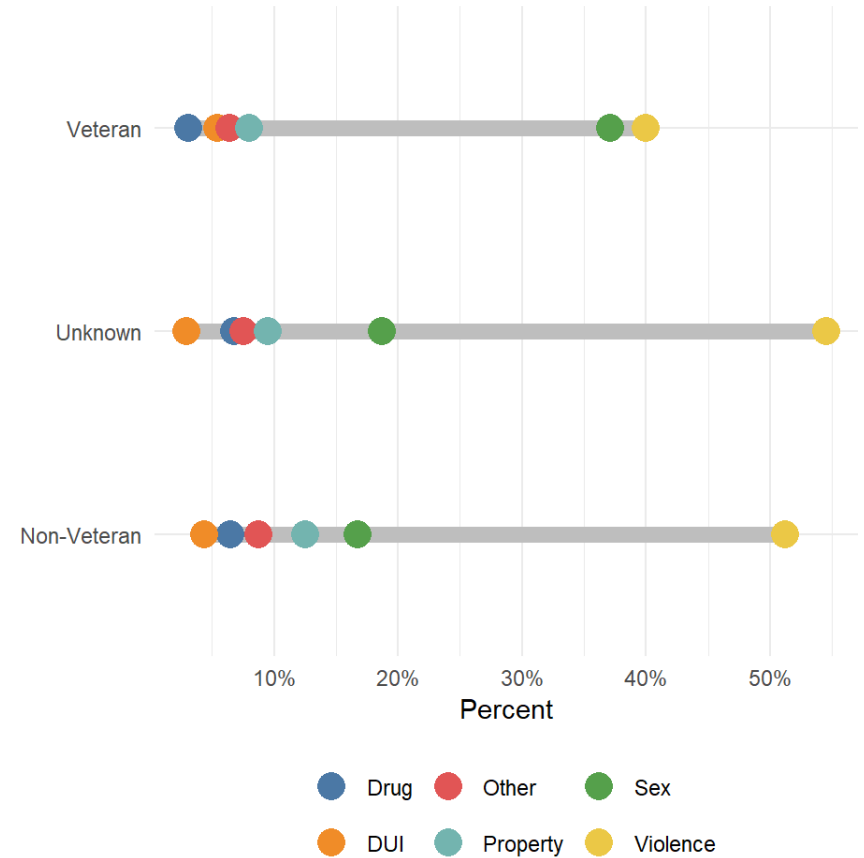
Male Offender Population by Offense Group and Branch of Service

Military Branch	Drug	DUI	Other	Property	Sex	Violence	Total
Air Force	0	3	0	5	36	25	69
Army	8	9	21	17	99	94	248
Branch Unknown	5	15	11	20	40	50	141
Coast Guard	0	1	1	0	2	0	4
Marine Corps	3	4	3	6	24	54	94
National Guard	1	0	2	1	10	18	32
Navy	5	6	7	7	50	40	115
None	531	360	716	1024	1371	4197	8199
Unknown Veteran Status	65	28	72	91	179	521	956
Total	618	426	833	1171	1811	4999	9858



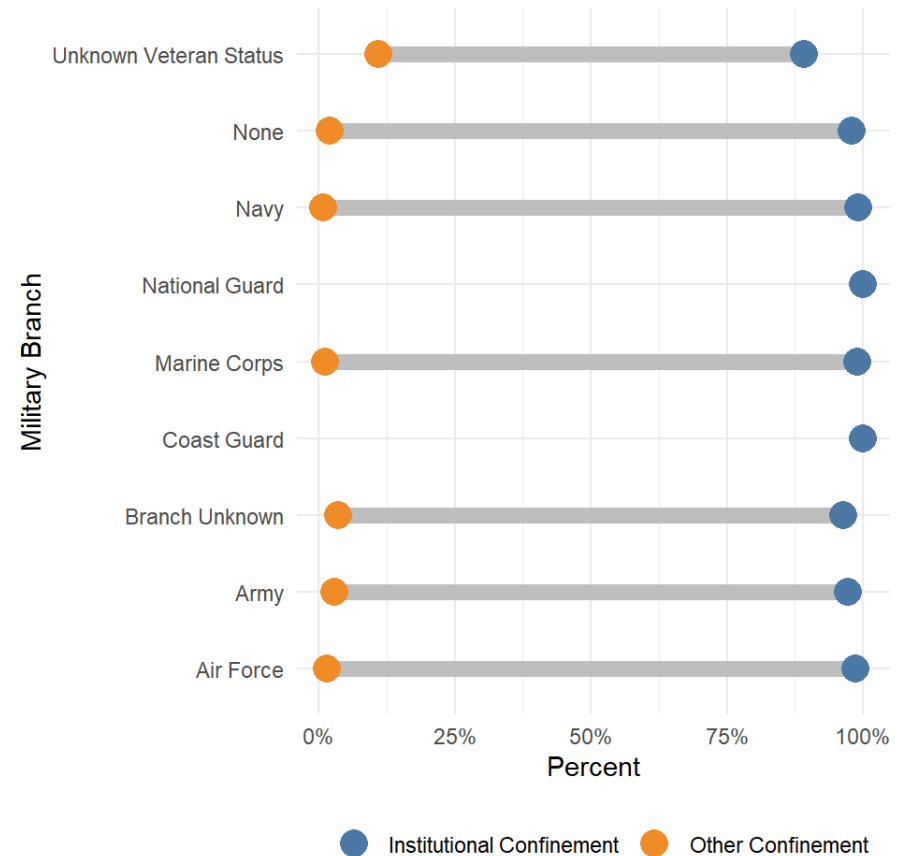
Male Offender Population by Offense Group and Veteran Status

Veteran Status	Drug	DUI	Other	Property	Sex	Violence	Total
Non-Veteran	531 (6.5%)	360 (4.4%)	716 (8.7%)	1,024 (12.5%)	1,371 (16.7%)	4,197 (51.2%)	8,199 (100.0%)
Unknown	65 (6.8%)	28 (2.9%)	72 (7.5%)	91 (9.5%)	179 (18.7%)	521 (54.5%)	956 (100.0%)
Veteran	22 (3.1%)	38 (5.4%)	45 (6.4%)	56 (8.0%)	261 (37.1%)	281 (40.0%)	703 (100.0%)
Total	618 (6.3%)	426 (4.3%)	833 (8.4%)	1,171 (11.9%)	1,811 (18.4%)	4,999 (50.7%)	9,858 (100.0%)



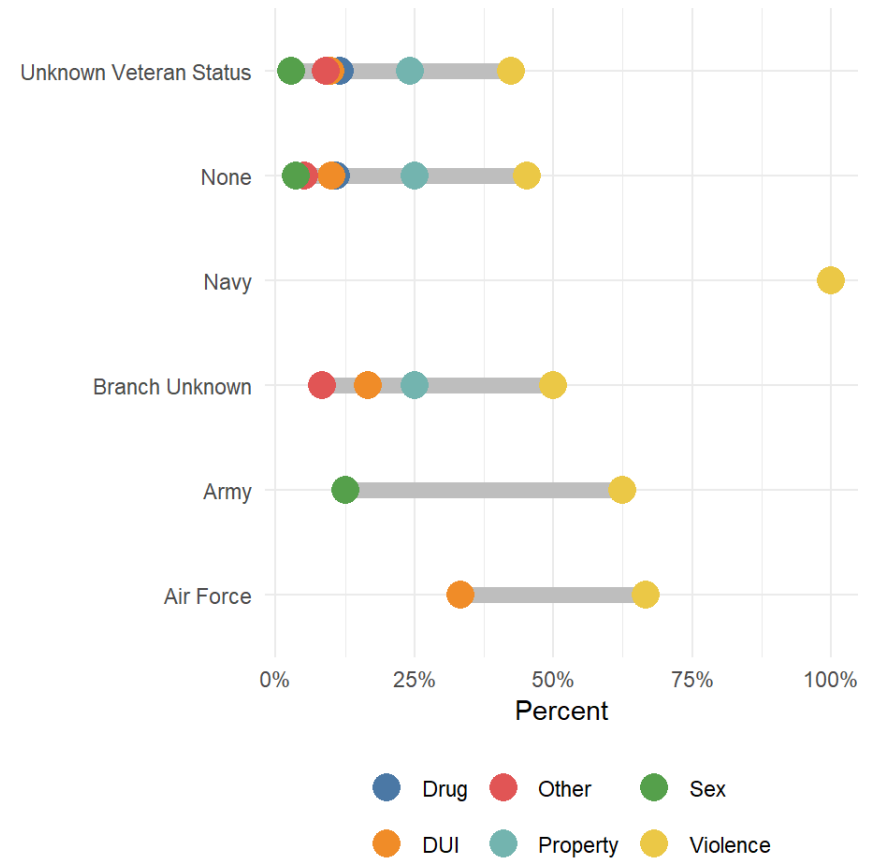
Male Offender Population by Type of Confinement and Veteran Status

Military Branch	Institutional Confinement	Other Confinement	Total
Air Force	68	1	69
Army	241	7	248
Branch Unknown	136	5	141
Coast Guard	4	0	4
Marine Corps	93	1	94
National Guard	32	0	32
Navy	114	1	115
None	8032	167	8199
Unknown Veteran Status	852	104	956
Total	9572	286	9858



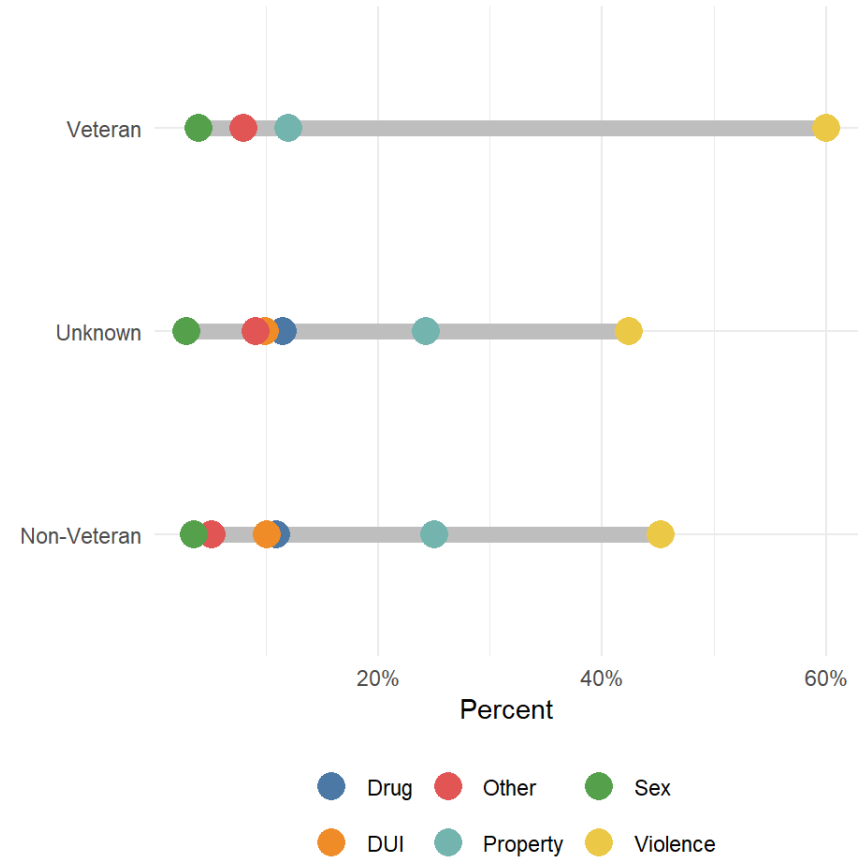
Female Offender Population by Offense Group and Branch of Service

Military Branch	Drug	DUI	Other	Property	Sex	Violence	Total
Air Force	0	1	0	0	0	2	3
Army	1	0	1	0	1	5	8
Branch Unknown	0	2	1	3	0	6	12
Navy	0	0	0	0	0	2	2
None	70	65	33	161	23	291	643
Unknown Veteran Status	28	24	22	59	7	103	243
Total	99	92	57	223	31	409	911



Female Offender Population by Offense Group and Veteran Status

Veteran Status	Drug	DUI	Other	Property	Sex	Violence	Total
Non-Veteran	70 (10.9%)	65 (10.1%)	33 (5.1%)	161 (25.0%)	23 (3.6%)	291 (45.3%)	643 (100.0%)
Unknown	28 (11.5%)	24 (9.9%)	22 (9.1%)	59 (24.3%)	7 (2.9%)	103 (42.4%)	243 (100.0%)
Veteran	1 (4.0%)	3 (12.0%)	2 (8.0%)	3 (12.0%)	1 (4.0%)	15 (60.0%)	25 (100.0%)
Total	99 (10.9%)	92 (10.1%)	57 (6.3%)	223 (24.5%)	31 (3.4%)	409 (44.9%)	911 (100.0%)



Female Offender Population by Type of Confinement and Veteran Status

Military Branch	Institutional Confinement	Other Confinement	Total
Air Force	3	0	3
Army	7	1	8
Branch Unknown	11	1	12
Navy	2	0	2
None	606	37	643
Unknown Veteran Status	230	13	243
Total	859	52	911

